



# H&R TRANSPORT LTD – PEOPLENET LOGIN

## HOW TO LOG IN TO YOUR PEOPLENET CONNECTED TABLET FOR THE FIRST TIME

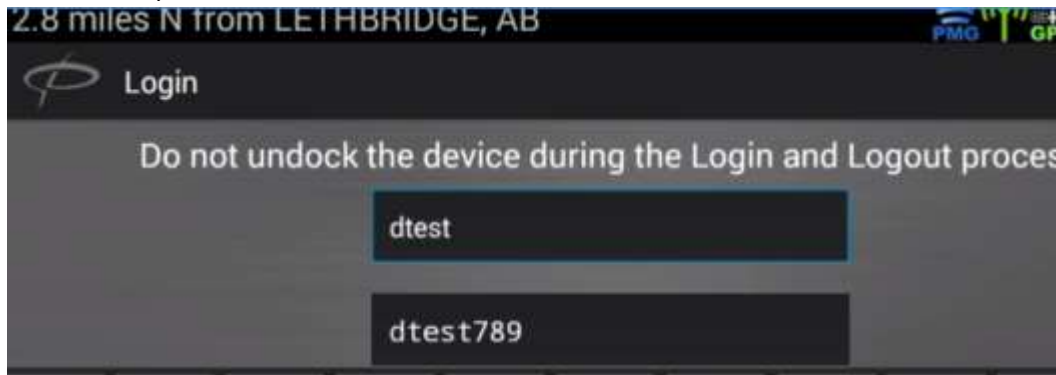
---

Logging in to the PeopleNet Connected Tablet (PCT) in your truck gives you access to messaging, Electronic Logs, Hours of Service, GPS Navigation, and In-Cab Scanning.

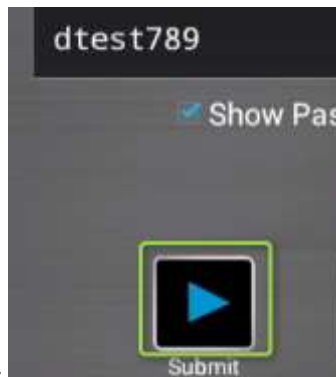
When you first start up your tablet, you'll be greeted with the "Login" Prompt.



Your DRIVER ID is your Driver Code, and your password is your Driver Code plus the last three (3) non-special characters of your driver's license number.



In the above example, this driver's code is DTEST, and her driver's license number is 123-4567-89. This makes her




password *dtest789*. Press Submit to continue:



You'll see the following screen: You can select "Driver 2" to begin the login process for any secondary drivers in the truck at the moment.



If this is your first login into the system, or the first login on this truck, you may be asked for your Hours of Service Regulations, as well as the license plate number of the truck. This is expected, and a one-time process.



Once the login process is completed, you'll see the next screen, asking for your Hours of Service Duty Status.

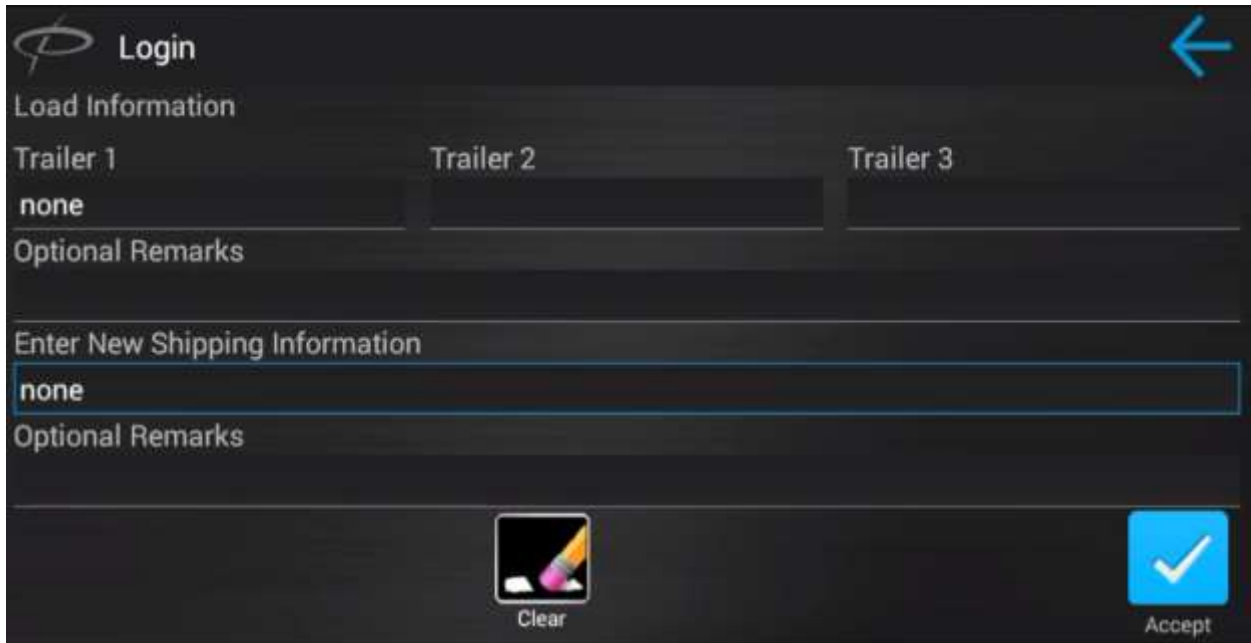
(Continued on next page)



**Please Choose "Off Duty" for your first login – this sets your hours of service start time, and allows proper calculation of drive time going forward.**



You'll then be asked for "Load Information". Since this is the first login, you may not have an actual load attached, so please put MT or "none" in the Trailer 1 and Shipping Information fields. The "Accept button" will light up blue when you've filled in the required fields:

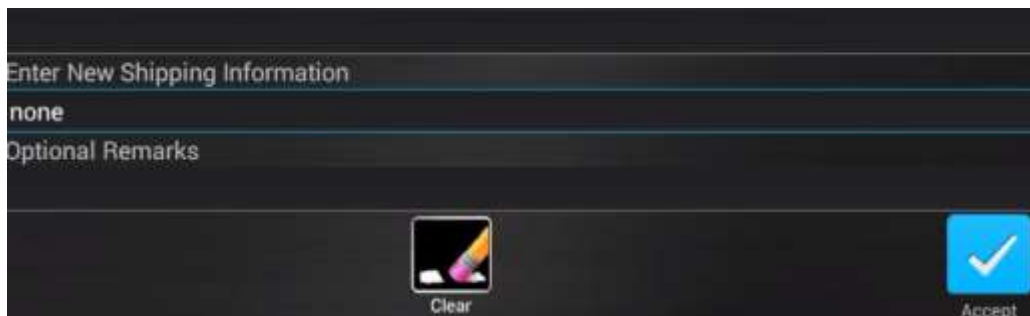




Accept is greyed out here – you can see that shipping information is not filled out



But when I fill out my shipping information, it lights up:



Press Accept when ready.

This "Confirmation" screen will show up, confirming everything you've entered. The buttons at the bottom of the screen allow you to edit the information show on this screen, but for your first login please hit "accept".





Once you've confirmed your login, you'll be presented with the home screen. Once you see this, you're successfully logged in.



This screen, and all functions of the device will be covered in more in more detail during training sessions and refreshers, as well as during orientation for new drivers.